


"Put Down the Screen"



Start

Screen Room

Sunny Backyard

Finish

Win Together!
Let's Play Together!!

"Put Down the Screen"



The Cards (The Core Mechanism):

Create a deck of double-sided cards.

Side A (The Prompt):

Features an illustration of a character looking at a device (e.g., Dad on a laptop, Jinny on a tablet).



Side B (The Solution):

Features an illustration of an alternative real-world activity from the lyrics (e.g., Drawing and Painting, reading a dinosaur book, racing toy cars).



Dad



Mom



Joey



Jinny



Johny



Emma






The Game Tokens:

Print out cutout figures of Joey, Emma, Johny, Jinny, Mom, and Dad.

Side A

Side B




(Parental Guidance)

This activity is designed to help develop fine motor skills and hand-eye coordination. Please ensure children use age-appropriate safety scissors and are supervised at all times during the cutting process.

"Put Down the Screen"



(START: Screen Room] -> [Space 1] -> [Space 2] -> [Space 3] -> [FINISH: Sunny Backyard Play!)



(Flip a Device Card to Move Forward!)

How to Play :

- 1) Place all family tokens at the Start (Screen Room).
- 2) A child draws a card showing a character glued to a screen.
- 3) To move that character one step closer to the Backyard, the child must call out a fun alternative activity Joey suggested in the song (e.g., "Let's build a car track with twists and turns!").
- 4) Flip the card over to reveal the happy, active family member. Move the token forward!
- 5) Win the game by getting the entire family out to the backyard to play with Joey!

